

---

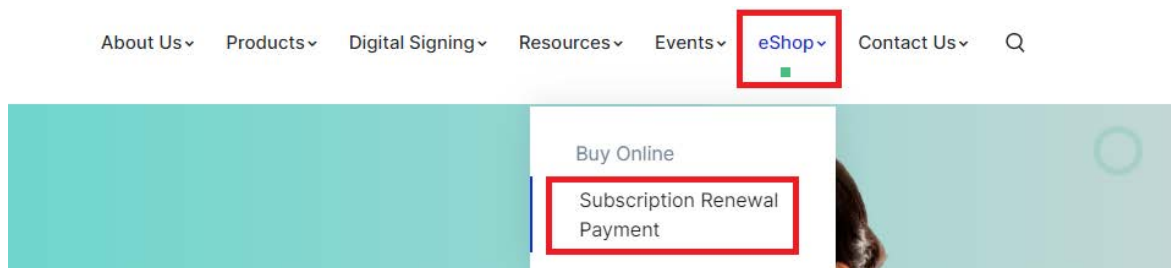
## How to make Payment via PayNow?

---

### Option 1: Via Netrust website:

Step 1: Visit [www.netrust.net](http://www.netrust.net)

Step 2: Mouse over “e-Shop” then click “Subscription Renewal Payment”



Step 3: Open your Banking Application to SCAN the below QR Code:



Step 4: Refer to Renewal Notice Letter/Email to input the amount

- “NET-ID Annual Subscription S\$76.30” (1 user)

Step 5: Kindly input your “**Renewal Notice Number (E.g. RNN23-X-XXXX)**” and send your payment screenshot to [renewalnotice@netrust.net](mailto:renewalnotice@netrust.net) for verification.

It is important to include a **payment reference** for the payment you have made for us to clearly identify and process your renewal due to the following reasons:

- Paying on behalf of another company/individual
- Payment for different user(s)
- Payment for more than one user

**Option 2: Via banking app and QR Code on Renewal Notice Letter:**

Step 1: Open your mobile Banking Application to SCAN the QR Code **from the Renewal Notice letter:**



Step 2: Check the amount and Renewal Notice Number that automatically appears on the banking app.

Amount in  
SGD 76.30

Authorised

Remaining

Enter UEN/Bill Reference No.  
RNN24-2-21707

What's UEN/Bill Reference Number?

By tapping "Pay Now", you agree to be bound by the [Terms and Conditions](#).

PAY NOW

Step 3: Proceed with payment and send a screenshot of the payment to **renewalnotice@netrust.net** for verification.

It is important to ensure the **payment reference** is correct, for us to clearly identify and process your renewal due to the following reasons:

- Paying on behalf of another company/individual
- Payment for different user(s)
- Payment for more than one user

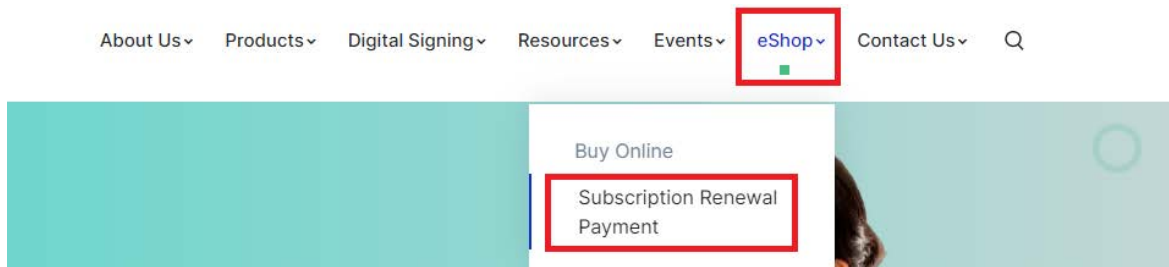
---

## How to make Payment via Credit Card?

---

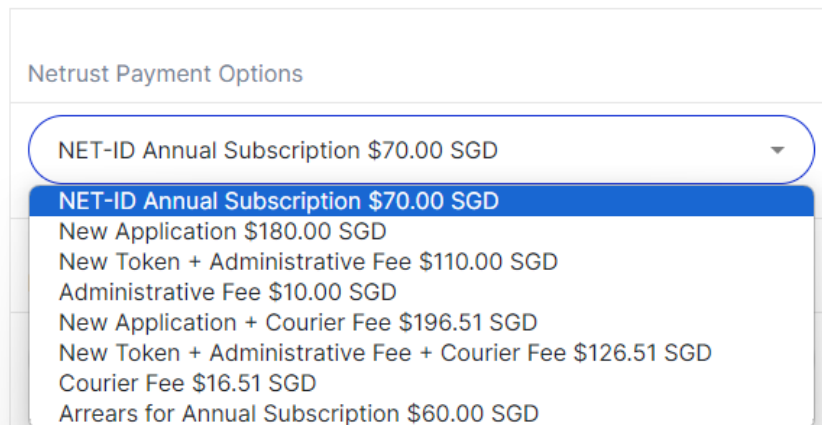
Step 1: Visit [www.netrust.net](http://www.netrust.net)

Step 2: Mouse over “e-Shop” then click “Subscription Renewal Payment”



**Step 3:** Under PayPal, select Netrust Payment Options: “NET-ID Annual Subscription S\$70.00 (June 2023 onwards)” (Please note that GST is excluded at this page and will be added in later)

## PayPal



[Add to Cart](#)

**Step 4:** Add in your renewal notice number and “Add to Cart”

Netrust Payment Options

NET-ID Annual Subscription \$70.00 SGD

Reference No.

Add to Cart
←

**Step 5:** Click “Check Out” above Pay without a PayPal account

Your shopping cart

Description	Price	Quantity	Total
Netrust Website Payment <a href="#">more</a>	\$70.00	- 1 + <a href="#">Remove</a>	\$70.00


Order Summary

Item total	\$70.00
Tax	\$6.30
<b>Total</b>	<b>\$76.30 SGD</b>

PayPal Check out  
 or  

Check Out  
 Pay without a PayPal account

**Step 6:** Click “Pay with Debit or Credit Card”


🛒 \$75.60 SGD

### Pay with PayPal

With a PayPal account, you're eligible for Purchase Protection and Rewards.

Email or mobile number  
 customeratnetrust@gmail.com

Password

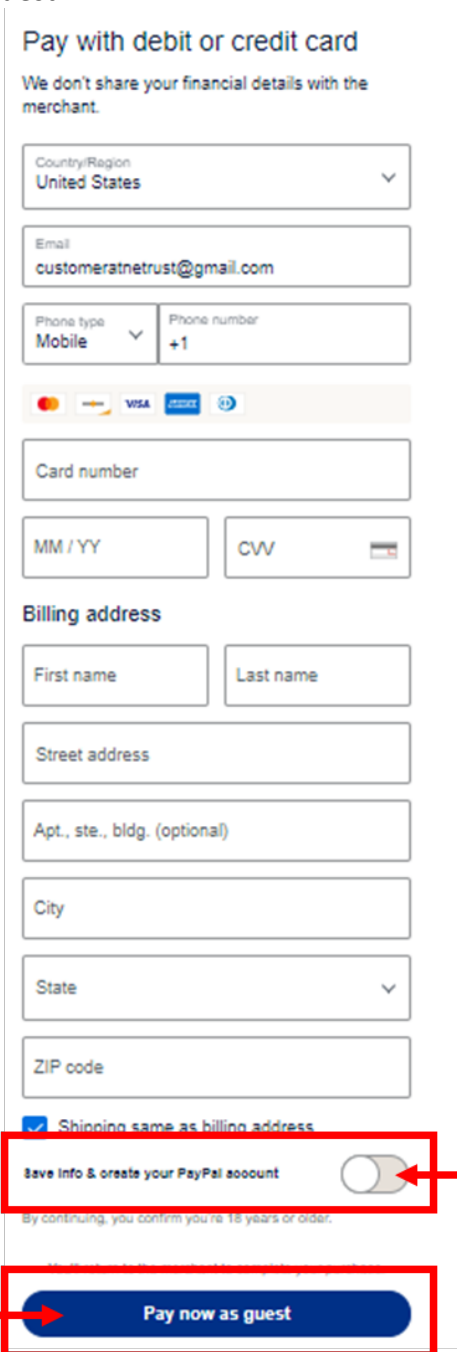
[Forgot password?](#)

Log In

or

Pay with Debit or Credit Card

**Step 7:** Fill in the details, uncheck “Save info & create your PayPal account” and proceed with “Pay now as Guest”



**Pay with debit or credit card**

We don't share your financial details with the merchant.

Country/Region  
United States

Email  
customeratnetrust@gmail.com

Phone type  
Mobile

Phone number  
+1

Card number

MM / YY

CVV

**Billing address**

First name

Last name

Street address

Apt., ste., bldg. (optional)

City

State

ZIP code

Shipping same as billing address

Save info & create your PayPal account

By continuing, you confirm you're 18 years or older.

**Pay now as guest**